

# GreatCut-S: Průvodce instalací a aktivací softwaru

1. Navštivte <http://gccf.gcc.com.tw/gccclub/login.aspx> a přihlaste se do vašeho GCC Club účtu.

## Welcome



nebo si vytvořte nový GGC Club účet, pokud ho ještě nemáte. Klikněte na tlačítko „I Agree“, vyplňte požadované informace a pro potvrzení registrace klikněte na tlačítko „Submit“.



Terms and Conditions

There are several classes of memberships and each class are restricted to access certain information of the website:

C class: General user  
C class users are only allowed to access some contents and files of the website.

B class: Registered user  
B class users are eligible to view most of the website contents and allowed to download certain files

A class: GCC customers  
Once the GCC's customers are registered and provide a serial number of a product, they are allowed to access all the contents and files that are provided by GCC.

-----

This Web Site (and any other site accessed through this site) and the services provided therein are subject to the Terms and Conditions which are set out below. If you do not accept the Terms and Conditions, please do not use this Web Site. Upon your acceptance of the Terms and Conditions, they are binding upon you. GCC ("the Company") may revise the Terms and Conditions from time immediately upon notice to you. Your access the Company's Web Site and its services will be terminated upon your notice to the Company that any change is unacceptable otherwise your continued use will constitute your acceptance of all changes and they will be binding upon you.

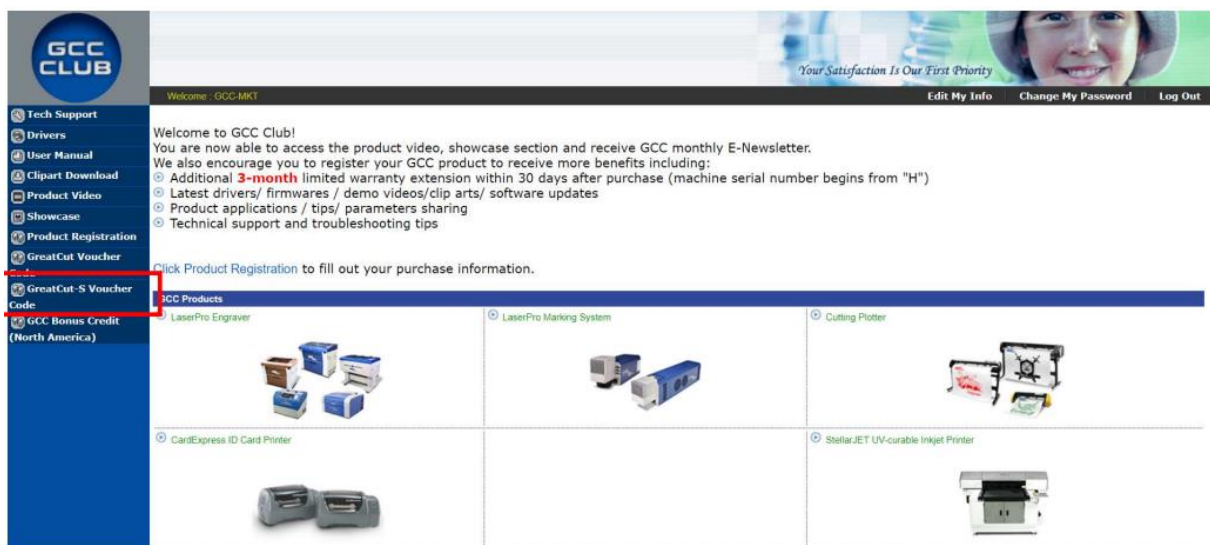
1. Copyright, Trademarks etc.  
The graphics, images, editorial content and HTML on all the Company's Web Sites are the intellectual property of the Company and are protected by copyright and trademark laws and may not be downloaded or otherwise duplicated without the express written permission of the Company. Re-use of any of the foregoing is strictly prohibited and the Company reserves all rights.

2. Responsibility  
The Company may not monitor its Web Sites at all times but reserves the right to do so. The Company takes no responsibility whatsoever for any material input by any user or others and not posted by the Company. All users acknowledge and agree that they are solely responsible for the form, content and accuracy of any resume, advertisement, web page or material contained therein placed by them. The Company is not responsible for the content of any other web sites linked to the Company's web Sites; links are provided as internet navigation

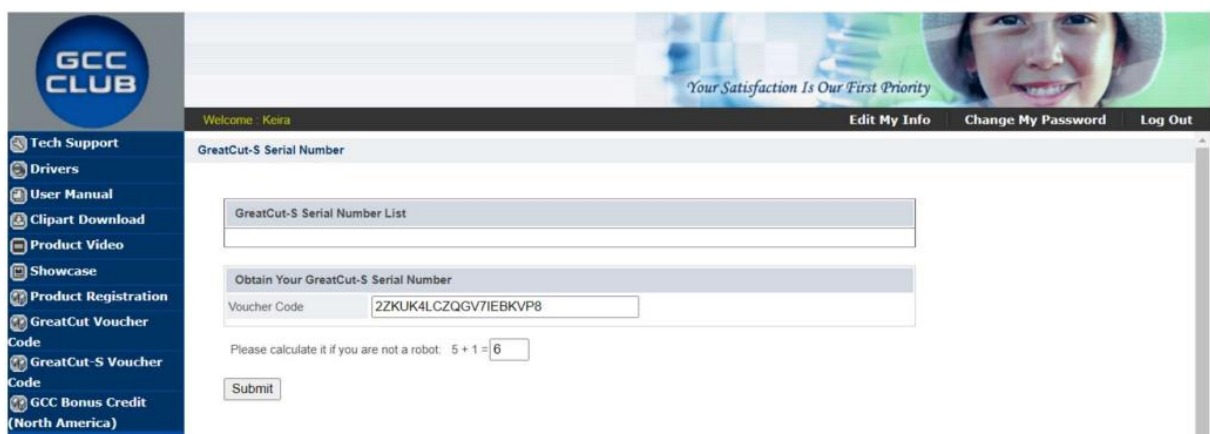
Měli byste obdržet e-mail s aktivačním odkazem a kliknutím na tento odkaz aktivovat svůj účet.



2. Vstupte do GCC Club, v levé liště klikněte na „GreatCut-S voucher code“.



3. Vložte váš kód voucheru a klikněte na „Submit“.



4. Poté získáte vaše sériové číslo GreatCut-S.

The screenshot shows the GCC CLUB website interface. The header includes the GCC CLUB logo and the slogan "Your Satisfaction Is Our First Priority". A navigation menu on the left lists various support options. The main content area is titled "GreatCut-S Serial Number" and contains a table with the following information:

GreatCut-S Serial Number List	
Date	2022/10/11 上午 05:24:21
Product Name	Cutting Plotter / Puma IV / P4-132LX
Machine S/N	W70233
Voucher Code	AAL02MPORF7LVDP04KQJ
GreatCut-S Serial Number	AC198BD4-8DAB-4B1F-8CCA-712086A0D9D6

Below the table is a section titled "Obtain Your GreatCut-S Serial Number" with a form for a Voucher Code (2ZKUK4LCZQGV7IEBKVP8) and a CAPTCHA question "Please calculate it if you are not a robot: 5 + 1 = 6". A "Submit" button is located at the bottom of the form.

5. Navštivte URL adresu: <https://www.gccworld.com/download.php>, klikněte na kategorii produktů a vyberte vhodný model.

The screenshot shows the "Or browse by machine model" section of the website. It features three product categories with corresponding images:

- Vinyl Cutter**: A large-format vinyl cutter with a roll of material being processed.
- Laser Engraver**: A blue and black laser engraving machine.
- Laser Cutter**: A blue and white laser cutting machine.

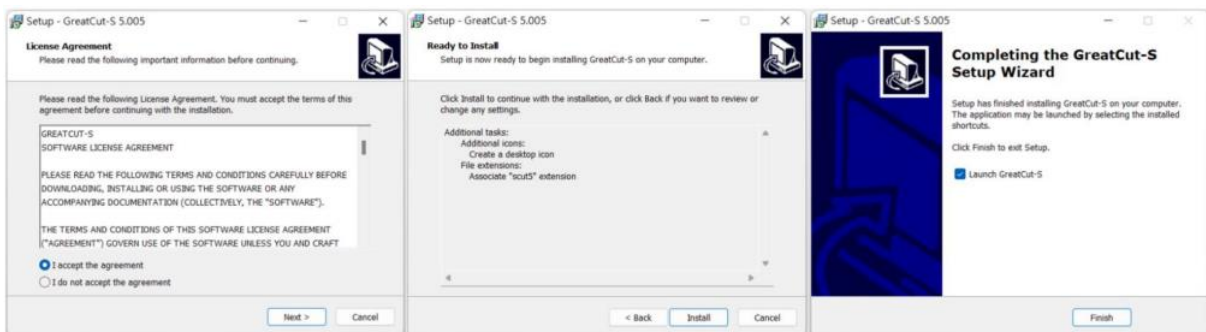
The screenshot shows the "Download Area" section of the website. The page is titled "Vinyl Cutter" and has a dropdown menu set to "Vinyl Cutter". Below the title, there is a grid of six product images with their respective model names:

- Expert II A
- i-Craft™ 2.0
- AR-24
- Expert II
- Puma IV
- Jaguar V / Jaguar V (PPF)

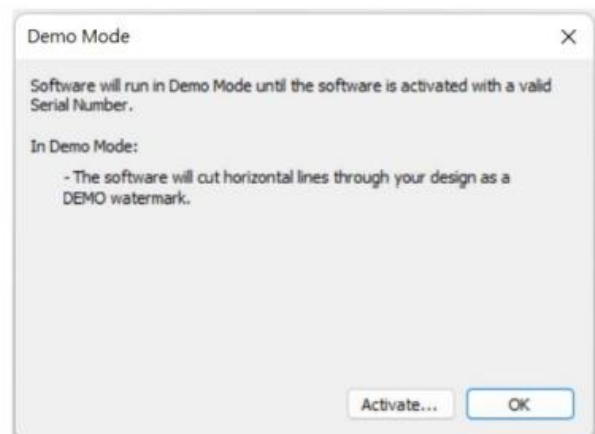
6. Stáhněte si program GreatCut-S a spusťte instalaci.

Software		
Title	Size	Download
Sure Cuts A Lot Pro 5 _Win64bit	52.1 MB	Download
Sure Cuts A Lot Pro 5 _Win32bit	34.0 MB	Download
Sure Cuts A Lot Pro 5_Mac	39.9 MB	Download
SignPal V19	818 MB	Download
GreatCut-S for Windows	303 MB	Download
GreatCut-S for Mac	303 MB	Download

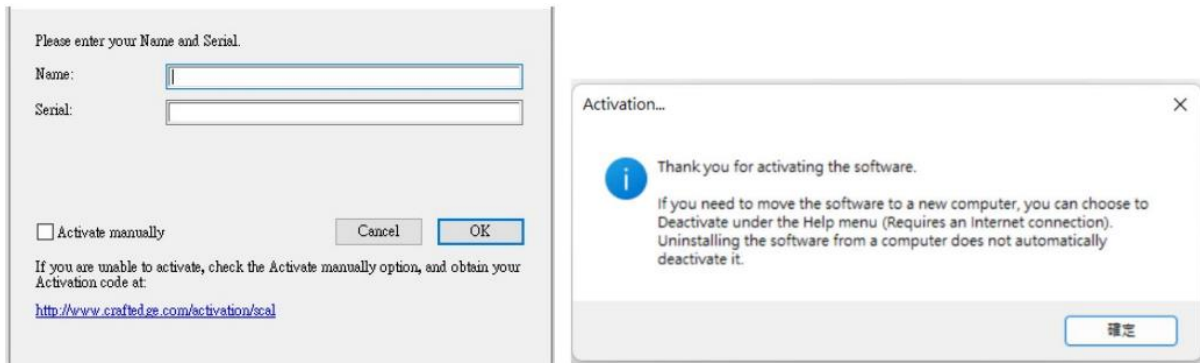
7. Pokračujte pomocí kliknutí na tlačítko Next, zaškrtněte „Launch GreatCut-S“, poté klikněte na tlačítko „Finish“ pro ukončení instalace.



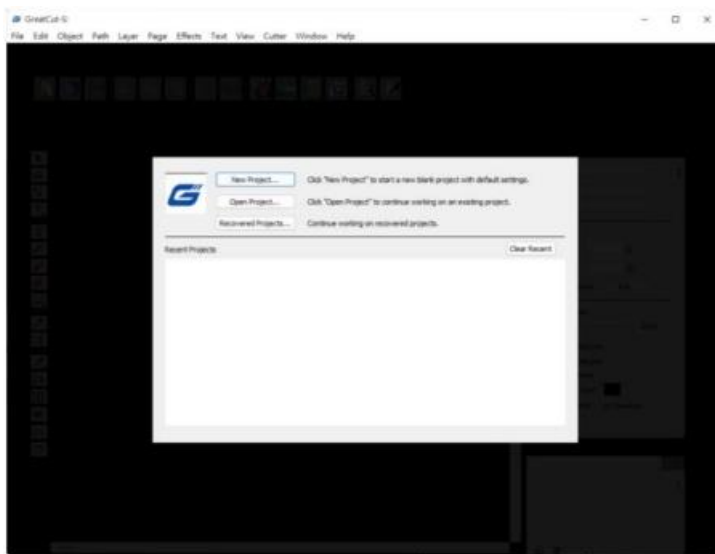
8. Spusťte program GreatCut-S a svlíkněte na tlačítko „Activate...“ pro aktivaci GreatCut-S. Prosím zkontrolujte si připojení k internetu.



9. Vyplňte vaše jméno do políčka Name a sériové číslo GreaCut-S do políčka Serial a potvrďte aktivaci pomocí tlačítka OK.



10. Software GreatCut-S je připraven k použití.



**ADRESA:**

**REFO spol. s. r.o.**

Lipenská 8, České Budějovice

37001, Česká republika

**KONTAKT:**

+420 387 222 806

[prodejna@refo.cz](mailto:prodejna@refo.cz)

E-shop: [material.refo.cz](http://material.refo.cz)

Webové stránky: [www.refo.cz](http://www.refo.cz)

**REFO**  
VŠE PRO SIGNMAKING